

Climatización Corberó 2024



Corberó

1k Unidades	Empresa	2023 Jun- Nov	2022 Jun- Nov	LFL%	GAP	2023 MS	2022 MS
		119,7	74,8	60,10%	44,9		
1	MIDEA	41,2	17,9	129,80%	23,3	34,4%	24,0%
2	GREE	19,5	15,9	22,40%	3,6	16,3%	21,3%
3	TCL	18,2	12	51,70%	6,2	15,2%	16,0%
4	AUX	13,1	8	64,20%	5,1	10,9%	10,7%
5	HAIER	11,9	10,4	14,60%	1,5	9,9%	13,9%
6	HISENSE	7,8	4,6	69,60%	3,2	6,5%	6,1%
8	OTS	8,1	6	34,20%	2,1	6,7%	8,0%

Confort

Aire Acondicionado GREGAL



- Smart Airflow
- Calentamiento y enfriamiento rápido
- Mantenimiento % humedad confortable
- Super silencioso 22db
- Recordatorio limpieza filtro
- Drenaje dual
- Detección fugas refrigerante
- Wifi
- Eficiencia Energética A++ / A+



SMART AIR
FLOW



RAPID
COOLING



RAPID
HEATING



COMFORTABLE
COOLING



POTENCIA
SONORA



SLEEP MODE



ECO
ENERGY-SAVING



TIMER



AUTOLIMPIEZA



FILTRO
HEALTHY AIR



DESAGÜE POR
AMBOS LADOS



CONTROL
WIFI



SCOP



CIMA CALIDO

Corberó

Confort

Aire Acondicionado GREGAL



MODELOS			CS P09 GREGAL	CS P12 GREGAL	CS P16 GREGAL	CS P24 GREGAL
EAN			043660753094	043660753155	043660753209	043660753254
ALIMENTACION		V,F,HZ	220-240V (1 Fase - 50Hz)			
CAPACIDAD REFRIGERACION	CAPACIDAD	KW	2,6	3,4	5,1	6,8
		BTU/H	9000	12000	18000	24000
	CONSUMO	W	149	195	293	390
	SEER	-	6,1	6,1	6,1	6,1
	CLAS ENERGETICA	FED	A++	A++	A++	A++
CAPACIDAD CALEFACCION	CAPACIDAD	KW	2,2	2,4	5,00	5,8
		BTU/H	9000	12000	18000	24000
	CONSUMO	W	604	659	1373	1592
	SCOP	-	4,00	4,00	4,00	4,00
	CLAS ENERGETICA	Calor	A+	A+	A+	A+
UNIDAD INTERIOR	POTENCIA SONORA(S/H/M/L/Mute)	dBA	50/47/43/35/32	50/47/43/35/32	53/50/47/43/36	54/51/48/44/40
	PRESION SONORA(S/H/M/L/Mute)	dBA	40/37/33/25/22	40/37/33/25/22	43/41/38/35/27	44/41/38/34/30
	CAUDAL DE AIRE	m3/h	1700	1700	2600	3000
AREA DE APLICACION		m2	9*16	14*22	20*35	27*45
LONGITUD MAX TUBO REFRIGERANTE		m	25	25	25	25
DIFERENCIAL MAXIMO DE NIVE		m	10	10	10	10
RANGO TEMP DE FUNCIONAMIENTO		°C	16-31	16-31	16-31	16-31
TEMPERATURA AMBIENTE	EXTERIOR	°C	Cooling:-15-53/Heating:-20-30	Cooling:-15-53/Heating:-20-30	Cooling:-15-53/Heating:-20-30	Cooling:-15-53/Heating:-20-30
	INTERIOR	°C	Cooling 17-32/Heating 0-30	Cooling 17-32/Heating 0-30	Cooling 17-32/Heating 0-30	Cooling 17-32/Heating 0-30
DIMENSIONES NETAS	EXTERIOR	mm	698*255*190	777*250*201	910*294*206	1010*315*220
	AN*AL*PR	mm	712*276*459	712*276*459	853*602*349	920*699*380
PESO NETO	INTERIOR	Kg	6,5	7,5	10	13
	EXTERIOR	Kg	22	22	35	40
DIMENSIONES NETAS	EXTERIOR	mm	764*325*257	840*315*260	979*372*277	1096*390*297
	AN*AL*PR	mm	765*310*481	765*310*481	890*628*385	960*732*400
PESO BRUTO	EXTERIOR	Kg	8,5	10	13	16
	EXTERIOR	Kg	24(w/o pipe)25(w/l pipe)	24(w/o pipe)25(w/l pipe)	38(w/o pipe)39(w/l pipe)	43(w/o pipe)46(w/l pipe)
CONEXIONES TUBERIA	GAS	Pulg	3/8"	3/8"	3/8"	1/2"
	LIQUIDO	pulg	1/4"	1/4"	1/4"	1/4"
CARGA CAMION COMPLETO		UNIDADES POR CAMION	240	240	180	180

Corberó

Confort

Aire Acondicionado GREGAL

Rapid Cooling in 30"
Rapid Heating in 60"

* Inverter Only * Automatically

Comfort Upgraded

18°C
Cool Wind blows out in
30s
In Cooling Mode
Outlet Temperature Decreased from 25°C to 18°C in 30 *

40°C
Heat Wind blows out in
60s
In Heating Mode
Outlet Temperature Increased from 20°C to 40°C in 60 *

Smart Air Flow

Shower-style Air Flow In Cooling Mode

In cooling mode, the cool air is blowing towards the ceiling to provide a shower-style cooling experience.

In heating mode, the warm air is blowing towards the floor to provide a blanket-style heating experience.

In Cooling Mode

In Heating Mode

Blanket-style Air Flow In Heating Mode

Comfortable Cooling

Maintain comfortable moisture
Comfortable humidity 40% - 60%

Indoor Humidity

Ordinary AC VS ECL Smart AC

Super Quiet

22dB lowest

10dB 22dB 30dB

Corberó

Confort

Aire Acondicionado GREGAL

Wi-Fi Control

* Optional
Amazon Alexa & Google Home Assistant



WiFi Control
Remote control of the AC.

AI Voice Control
Voice control based on deep neural network.


Leakage Detection



Refrigerant Leakage
Once there is a leakage of refrigerant, the alarm system will be triggered for attention. Compressor and the AC will stop working automatically prevent from further damage to the AC.

*On/Off

Dual drainage



It is optional to have drainage connected either from left or right.

Filter-cleaning Reminder



Auto-reminder

After running for a particular period, the air-con will automatically detect the cleanliness of the filter and remind users of cleaning.

Corberó

Function Guide

Elite	Emergency Button	Self-diagnosis	BMC Fireproof Electric Box	I Feel	Turbo Mode	Mute Mode	Auto Mode	Independent Dehumidification	Anti-cold	Louver Position Memory	Vertical Swing	Horizontal Swing	Display On/Off	Smart Air Flow	8°C Heating	-20°C Heating	ECO Mode	Sleep Mode
Inverter	●	●	○	○	●	●	●	●	●	●	●	○	●	●	○	●	●	●

Elite	One Button Start-up	24H Timer	Auto-restart	Wi-Fi Control	High Density Filter	Special Filter	Mildew Proof	AI Inverter Algorithm	Vector Precision Air Supply
Inverter	●	●	●	○	○	○	○	●	○

Elite	Rapid Cooling / Rapid Heating	Comfortable Cooling	Filter Cleaning Reminder	56°C High Temperature Self-cleaning	I Set	LED Concealed Display	Celsius and Fahrenheit Degree Switch	Dual Drainage	Golden Fin	Heating Belt	Wire Control
Inverter	○	○	○	○	○	●	●	●	○	○	○

Confort

Aire Acondicionado Mistral



- Smart Airflow
- Calentamiento y enfriamiento rápido
- Mantenimiento % humedad confortable
- Super silencioso 21 db
- Wifi
- Recordatorio limpieza filtro
- Detección fugas refrigerante
- Drenaje dual
- Golden fin / I-feel
- Autolimpieza
- Healthy filter (6en1)
- Fácil instalación y mantenimiento
- Eficiencia energética A+++ / A+++



SMART AIR FLOW



RAPID COOLING



RAPID HEATING



COMFORTABLE COOLING



POTENCIA SONORA



SLEEP MODE



ECO ENERGY-SAVING



TIMER



AUTOLIMPIEZA



FILTRO HEALTHY AIR



TITANGOLD



DESAGÜE POR AMBOS LADOS



SENSOR DE TEMPERATURA



CONTROL WIFI



SCOP



Corberó

Confort

Aire Acondicionado Mistral




MODELOS			CSP09MISTRAL	CSP12MISTRAL	CS18MISTRAL	CSP24MISTRAL
EAN			8436607753117	8436607753179	8436607753223	8436607753278
ALIMENTACION		V,F,HZ	220-240V (1 Fase - 50Hz)			
CAPACIDAD REFRIGERACION	CAPACIDAD	KW	2610(940-3700)	3,5	5,1	6,9
		BTU/H	9000	12000	18000	24000
	CONSUMO	W	108	145	210	285
	SEER	-	8,5	8,5	8,5	8,5
	CLAS ENERGETICA	FRHO	A+++	A+++	A+++	A+++
CAPACIDAD CALEFACCION	CAPACIDAD	KW	2,6	2,5	3,3	5,2
		BTU/H	9000	12000	18000	24000
	CONSUMO	W	625	825	1428	1812
	SCOP	-	4,6	4,6	4,6	4,6
	CLAS ENERGETICA	Calor	A++	A++	A++	A++
UNIDAD INTERIOR	POTENCIA SONORA(S/H/M/L/Mute)	dB(A)	52/48/43/37/31	53/48/43/38/32	57/54/50/45/40	58/55/50/43/40
	PRESION SONORA(S/H/M/L/Mute)	dB(A)	42/38/33/27/21	43/38/33/29/22	47/42/38/32/28	48/45/40/34/30
	CAUDAL DE AIRE	m ³ /h	2200	2200	3000	4000
AREA DE APLICACIÓN		m ²	9-16	14-22	20-35	27-45
LONGITUD MAX TUBO REFRIGERANTE		m	25	25	25	25
DIFERENCIAL MAXIMO DE NIVE		m	10	10	10	10
RANGO TEMP DE FUNCIONAMIENTO		°C	16-31	16-31	16-31	16-31
TEMPERATURA AMBIENTE	EXTERIOR	°C	Cooling:-15-53/Heating:-20-30	Cooling:-15-53/Heating:-20-30	Cooling:-15-53/Heating:-20-30	Cooling:-15-53/Heating:-20-30
	INTERIOR	°C	Cooling:17-32/Heating:0-30	Cooling:17-32/Heating:0-30	Cooling:17-32/Heating:0-30	Cooling:17-32/Heating:0-30
DIMENSIONES NETAS	INTERIOR	mm	811×278×198	811×278×198	1015×313×221	1132×332×229
	AN*AL*PR	EXTERIOR	mm	712×276×459	712×276×459	853×602×349
PESO NETO	INTERIOR	Kg	7,5	7,5	11,5	14
	EXTERIOR	Kg	22	22	31	40
DIMENSIONES NETAS	INTERIOR	mm	905×355×270	905×355×270	1086×378×293	1202×402×302
	AN*AL*PR	EXTERIOR	mm	765×310×481	765×310×481	890×628×385
PESO BRUTO	INTERIOR	Kg	10	10	14	17
	EXTERIOR	Kg	24(w/o pipe)25(w/l pipe)	24(w/o pipe)25(w/l pipe)	33(w/o pipe)35(w/l pipe)	43(w/o pipe)46(w/l pipe)
CONEXIONES TUBERIA	GAS	Pulg	3/8"	3/8"	1/2"	1/2"
	LIQUIDO	pulg	1/4"	1/4"	1/4"	1/4"
CARGA CAMION COMPLETO	UNIDADES POR CAMION		240	240	180	180

Corbero

Confort

Aire Acondicionado Mistral

High Efficiency



SEER A+++

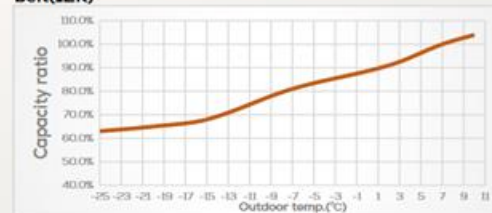
Full 5 D



Energy Efficiency Compared to A++

HEATING

Heating in -25°C Low Ambient Temperature with heating belt(12K)



Corberó

HIGH EFFICIENCY

A+++ Product Line Up Parameters Comparison

			9K	12K	18K	24K
Cooling	Cooling capacity	W	2610 (940-3700)	3510 (1000-4600)	5100 (1250-5920)	6910 (1830-7820)
	SEER declared	W/W	8.5	8.5	8.5	8.5
	Energy Class		A+++	A+++	A+++	A+++
Heating	Heating capacity	W	3000 (940-4000)	3800 (1000-4900)	5800 (1250-6690)	7100 (1850-7960)
	SCOP(Average)	W/W	4.6	4.6	4.6	4.6
	Energy Class (Average)		A++	A++	A++	A++

Confort

Aire Acondicionado Mistral

Rapid Cooling in 30"
Rapid Heating in 60"

* Inverter Only * Automatically

Comfort Upgraded

↓18°C
Cool Wind blows out in
30s
In Cooling Mode
Outlet Temperature Decreased from 25°C to 18°C in 30 *

↑40°C *Electric Auxiliary Heat Only
Heat Wind blows out in
60s
In Heating Mode
Outlet Temperature Increased from 20°C to 40°C in 60 *

Smart Air Flow

Shower-style Air Flow In Cooling Mode

In cooling mode, the cool air is blowing towards the ceiling to provide a shower-style cooling experience.

In heating mode, the warm air is blowing towards the floor to provide a blanket-style heating experience.

In Cooling Mode

In Heating Mode

Blanket-style Air Flow In Heating Mode

Comfortable Cooling

Maintain comfortable moisture
Comfortable humidity 45% - 62%

Indoor Humidity

Ordinary AC VS ECL Smart AC

Super Quiet

22dB lowest

10dB 22dB 30dB

Corberó

Wi-Fi Control

* Optional
Amazon Alexa & Google Home Assistant



WiFi Control

Remote control of the AC.



AI Voice Control

Voice control based on deep neural network.


Leakage Detection



Refrigerant Leakage

Once there is a leakage of refrigerant, the alarm system will be triggered for attention. Compressor and the AC will stop working automatically prevent from further damage to the AC.

Dual drainage



It is optional to have drainage connected either from left or right.

Filter-cleaning Reminder



After running for a particular period, the air-con will automatically detect the cleanliness of the filter and remind users of cleaning.

Confort

Aire Acondicionado Mistral



Corbero

Easy Installation



Easy Assembly



No Screw Only Buckles

8" Disassembly 12" Assembly

Easy Maintenance



Confort

Aire Acondicionado Mistral



































Golden fin



Corberó

MORE OUTSTANDING FEATURES

Comfort				ON/OFF		
	Anti-Cold Air	6-Fan Speed	Independent Dehumidification	Display On/off	Auto Mode	
	Standard	Standard	Standard	Standard	Standard	
						
	Smart Airflow	Gentle Cool Wind	Low Temperature Heating (-25°C) (With Heating Reft)	Rapid Cooling	Rapid Heating	
	Standard	Optional	Optional	Standard	Standard	
						
3D Airflow	8°C heating	Comfortable Cooling	I-feel	Low Temperature Cooling -15°C		
Optional	Optional	standard	Optional	Standard		
Energy saving				AI		
	Eco Energy-saving	Timer	Sleep Mode	AI Inverter Algorithm		
	Standard	Standard	Standard	Standard		
Convenience					I Set	
	Dual Drainage	Easy-washable Filter	Lower Position Memory	Backlight Display remote control	I Set	WiFi Control
	Standard	Standard	Standard	Optional	Optional	Optional
Health					B.I.G. Care+	
	Hidden Display	Refrigerant Leak Detection	Self-cleaning	Healthy Filter	Bipolar Ionic Generator & UVC	
	Standard	Standard	Optional	Optional	Optional	
Reliability						
	Auto Restart	Wide Voltage Range Start-up	Intelligent Defrost	Emergency Button	Rust Proof	Self-diagnosis
	Standard	Standard	Standard	Standard	Standard	Standard

desde luego...

Corberó